



TYPE

CATALOG #

PROJECT

NOTES

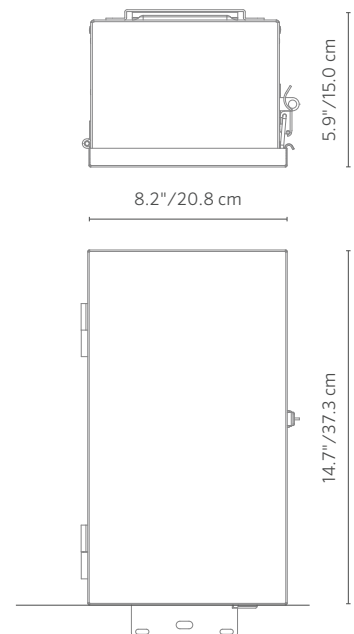
## CONTROLLERS AND TRANSFORMERS

### **PROlink**

The industry's most reliable multi-tap transformer. Stainless steel construction in 300, 600 and 900 Watt models.

#### Quick Facts

- Magnetic transformer
- 304 stainless steel construction
- Open switching control architecture
- Extra-large terminal block
- Multi-tap configuration
- Built-in stainless steel mounting brackets
- Conduit knock-outs
- Optional photocell



# PROlink SPECIFICATIONS

## Output

<b>Power</b>	300 Watt	600 Watt	900 Watt
<b>Input Primary</b>	120 volts 60hz	120 volts 60hz	120 volts 60hz
<b>Output Voltage secondary</b>	11-14VAC	11-14VAC	11-14VAC
<b>Maximum open circuit volts</b>	15V	15V	15V
<b>Width</b>	7.5" / 19.1 cm	7.5" / 19.1 cm	7.5" / 19.1 cm
<b>Height</b>	13.5" / 34.29 cm	13.5" / 34.29 cm	16.5" / 41.9 cm
<b>Depth</b>	6" / 15.24 cm	6" / 15.24 cm	6" / 15.24 cm
<b>Compliance</b>	UL1838	UL1838, UL379	UL1838, UL379
<b>Class</b>	2	2	2

*The system should be compatible with forward phase control dimming.*

### Holm

Holm. Born from an industry demand for a comprehensive offering of distinctive line- and low-voltage lighting fixtures for the commercial market. Our products are designed to meet required specifications while echoing the aesthetics of the project. Holm is a Hunter Industries company with more than three decades of engineering expertise, now bringing its Luxor® technology to the commercial architectural and landscape lighting market.

### Materials

304 stainless steel outer box and latch. TGIC powder coated inner chassis.

### Programming

Built-in 120V timer module receptacle, for use with mechanical 24-hour timer or timer of choice (specify separately).

### Wiring

Heavy-gauge, grounded, water-resistant power cord with integrally molded plug. 3-foot length.

### Dimming

Lamps connected to the system should be compatible with forward phase control dimming.

### Power

Input: 120VAC 60Hz.

### Finish

Standard stainless steel finish. TGIC power coat options available.

### Weight

300: 19.8 lbs.  
600: 25.5 lbs.  
900: 41.6 lbs.

### Hardware

Two #12 x 1-1/2" pan head machined mounting screws. Stainless steel mounting brackets attached to transformer box. Rubber photocell cover included when photocell specified.

### Ambient Operating Temperature

0°F to 140°F

### Sustainability

Innovation meets conservation in the design and manufacturing of our products. Where we can, we use recycled materials while maintaining superior functionality. Our LED products provide high-quality light at optimal energy efficiency, lifespan, and durability.

### Installation Requirements

Designed for installation on a vertical surface in the upright position only.

### Warranty

5-year limited warranty.

### Listings




300:



600/900:




# PROlink ORDERING INFORMATION

Item	Wattage	Option	Finish
PROlink	■ 300 300 Watts	■ [blank] Standard	■ SS Stainless Steel 
	■ 600 600 Watts	■ PC Photocell installed	■ BZ Bronze Metallic 
	■ 900 900 Watts		■ SV Silver 
			■ FB Flat Black 
			■ FW Flat White 
		■ RL RAL Color 	

EXAMPLE CONTROLLER CONFIGURATION: PROLINK-600-FW

PROLINK -  -  -

## ACCESSORIES: Specify Separately

Item	Code	
■ MECHANICAL TIMER	PXTIMER	
■ PHOTOCELL (Not installed)	PXPC	