
TYPE

CATALOG #

PROJECT

NOTES



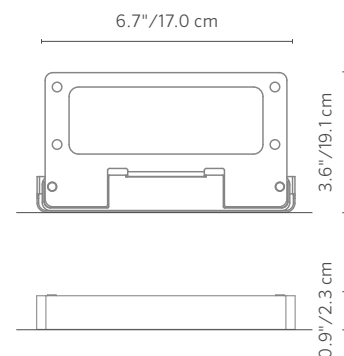
LED SURFACE-MOUNTED LUMINAIRE

sStrip-17

Under-the-cap hardscape wall light with modular bracket design for easy installation. 1 LED. Available in brass, copper, stainless steel, and aluminum.

Quick Facts

- Die-cast brass
- Stainless steel, brass, or copper faceplate as natural metal, powder coated, or antiqued
- Cree® integrated LEDs
- Tamper-resistant features
- Color temperature filters
- Compatible with Luxor® technology
- Phase and PWM dimmable
- Input voltage: 10-15V



sStrip-17 SPECIFICATIONS

Output	1LED	ZDC
Total Lumens †	78	34
Input Voltage	10 to 15V	11 to 15V
Input Power	2.0W	3.6W
VA	2.4W	4.3W
Efficacy (Lumens/Watt)	37	21
Color Rendering Index (CRI)	82	84
Max Candela	51	17
Dimming	PWM, Phase**	PWM, Phase**
RGBW Available	No	Yes
Luxor Compatibility		
Default	Zoning	--
ZD Option	Zoning/Dimming	
ZDC Option	--	Zoning/Dimming/Color
Minimum Rated Life (L70)	50,000 Hrs	50,000 Hrs
BUG Rating	B0-U0-G0	B0-U0-G0

** For optimal performance, use a trailing edge phase cut dimmer.

† Measured using the 3,900K CCT lens. Multipliers for other CCTs include 0.80 (2,700K).

Holm

Holm. Born from an industry demand for a comprehensive offering of distinctive line and low voltage lighting fixtures for the commercial market. Our products are designed to meet required specifications while echoing the aesthetics of the project. Holm is a Hunter Industries company with more than three decades of engineering expertise, now bringing its Luxor® technology to the commercial architectural and landscape lighting market.

Materials

Die-cast C360 brass faceplate with stainless steel, brass, or copper faceplate (when applicable) and hardware.

Lamp

Integrated module with Cree® LEDs. Gold-plated connectors and conformal coated for maximum reliability and corrosion resistance. Proprietary on-board intelligent driver uses firmware-controlled temperature regulation, maximizing LED life. Field up-gradeable and replaceable, the LEDs are rated to 50,000 hrs. Maximum drive current: 1 A.

Optics

Polycarbonate color temperature adjustment lenses included with fixture: 2,700K (preinstalled), 3,900K (no lens). Color temperature lenses field serviceable.

Socket

Socket contains MoistureBlock™ technology, preventing moisture from wicking up into sealed areas of the fixture.

Wiring

18 AWG SPT-1W 105°C 300V 3-meter length.

Power

Input 10-15VAC/VDC 50/60Hz. Remote transformer required (specify separately).

Housing

Die-cast brass housing with capacity for rectangular 1LED integrated LED.

Faceplate

Stamped stainless steel faceplate.

Lens

Frosted polycarbonate lens with high tolerance for thermal expansion, stress, and abuse.

Finish

Options of natural copper/brass stainless finish, powder coated, or antiqued finish with brushed (Antique Bronze) or tumbled (Antique Tumbled) effect. Antique finishes sealed with a clear TGIC powder coat layer.

Hardware

8-32 stainless steel acorn nuts for tamper-resistance and proper adjustment.

Ambient Operating Temperature

0°F to 140°F

Weight

1.0 lb.

Manufacturing

9001:2015 certified facility

Sustainability

Innovation meets conservation in the design and manufacturing of our products. Where we can, we use recycled materials while maintaining superior functionality. Our LED products provide high-quality light at optimal energy efficiency, lifespan, and durability.

Installation Requirements

Designed for installation in the downward lighting direction only.

IES Classification

Type V












Warranty

5-year limited warranty.

Listings



sStrip-17 ORDERING INFORMATION

Fixture-Size	Luxor Option	Output	Finish
sSRP-17	■ [default] Zone	1LED 78 Lumens	■ [blank] No Faceplate
	■ ZD Zone/Dim		■ BZ Bronze Metallic 
	■ ZD Zone/Dim/Color	■ [default ZDC] 34 Lumens	■ SV Silver 
			■ FB Flat Black 
			■ FW Flat White 
			■ RL RAL Color
			■ BS Natural Brass 
			■ BSAB Antique Bronze on Brass 
			■ BSAT Antique Tumbled on Brass 
			■ CU Natural Copper 
			■ CUAB Bronze Metallic on Copper 
			■ CUAT Antique Tumbled on Copper 
			■ SS Stainless Steel 

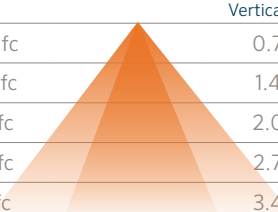
EXAMPLE FIXTURE CONFIGURATION: sSRP-17-ZD-1LED-BSAT

sSRP-17 - - -

sStrip-17 PHOTOMETRICS

sStrip-17 1LED Illuminance at a Distance

Feet	Center Beam	Beam Width	
		Vertical 19.4°	Horizontal 19.6°
2.0 ft	77.4 fc	0.7 ft	0.7 ft
4.0 ft	19.4 fc	1.4 ft	1.4 ft
6.0 ft	8.6 fc	2.0 ft	2.1 ft
8.0 ft	4.8 fc	2.7 ft	2.8 ft
10.0 ft	3.1 fc	3.4 ft	3.5 ft



sStrip-17 ZDC Illuminance at a Distance

Feet	Center Beam	Beam Width	
		Vertical 85°	Horizontal 92°
2.0 ft	4.3 fc	3.6 ft	4.1 ft
4.0 ft	1.1 fc	7.3 ft	8.2 ft
6.0 ft	0.5 fc	10.9 ft	12.3 ft
8.0 ft	0.3 fc	14.6 ft	16.4 ft
10.0 ft	0.2 fc	18.2 ft	20.5 ft

