

holm



TYPE

CATALOG #

PROJECT

NOTES

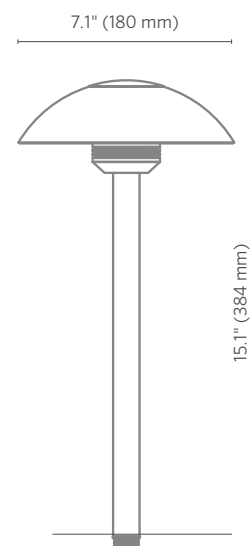
LED AREA LUMINAIRES

aQueen-18

Elegantly curved dome-top area light in 1 or 3 LED. Copper and brass construction. RGBW capable with ZDCLink™ systems.

Quick Facts

- Copper/brass construction
- Natural, powder coated, or antiqued copper/brass
- Cree® integrated LEDs
- Tamper-resistant features
- Color temperature filters
- Compatible with Luxor® technology
- Phase and PWM dimmable
- Input voltage: 10-15V



aQueen-18 SPECIFICATIONS

Output	1LED	3LED	3LEDT	ZDC
Total Lumens[†]	41	97	81	31
Input Voltage	10 to 15V	10 to 15V	10 to 15V	10 to 15V
Input Power (W)	2.0	4.2	4.2	6.0
VA	2.4	4.2	4.2	7.2
Efficacy (Lumens/Watt)	22	23	23	16.0
Color Rendering Index (CRI)	81	80	--	84
Max Candela	38	99	86	77
Dimming	PWM, Phase**	PWM, Phase**	PWM, Phase**	PWM, Phase**
RGBW Available	No	No	No	Yes
Luxor Compatibility				
Default	Zoning	Zoning	--	--
ZD Option	Zoning/Dimming	Zoning/Dimming	Zoning/Dimming	--
ZDC Option	--	--	--	Zoning/Dimming/ Color
Minimum Rated Life (L70)	50,000 Hrs	50,000 Hrs	50,000 Hrs	50,000 Hrs

** For optimal performance, use a trailing-edge, phase-cut dimmer.

† Measured using the 3,900K CCT lens. Multipliers for other CCTs include 0.80 (2,700K), 0.65 (4,500K), and 0.65 (5,200K).

Holm

Holm. Born from an industry demand for a comprehensive offering of distinctive line- and low-voltage luminaires for the commercial market. Our products are designed to meet required specifications while echoing the aesthetics of the project. Holm is a Hunter Industries company with more than three decades of engineering expertise, now bringing its Luxor technology to the commercial architectural and landscape lighting market.

Materials

Machined C360 brass cap and reducer with stainless hardware. Spun C110 copper top/shade and extruded C110 copper riser.

Wiring

18 AWG (1 mm); SPT-1W; 220°F (105°C); 300V; 3.6' (1.1 m) length with 12" (305 mm) riser.

Manufacturing

9001:2015 certified facility

Lamp

Integrated module with Cree LEDs. Gold-plated connectors and conformal coated for maximum reliability and corrosion resistance. Proprietary on-board intelligent driver uses firmware-controlled temperature regulation, maximizing LED life. Field upgradeable and replaceable, the LEDs are rated to 50,000 hrs. Maximum drive current: 1 A.

Optics

Polycarbonate color temperature adjustment lenses included with luminaire: 2,700K (preinstalled), 3,900K (no lens), 4,500K, and 5,200K. Conical reflector maximizes distribution according to riser height. Color temperature lenses field serviceable.

Socket

Socket contains MoistureBlock™ technology, preventing moisture from wicking up into sealed areas of the luminaire.

Power

Input 10-15VAC/VDC 50/60Hz. Remote transformer required (specify separately).

Housing

Machined brass housing with capacity for 1LED integrated LEDs.

Riser

¾" (19 mm) copper riser with press-fit brass fittings inserted at 2,000+ lbs of pressure, eliminating the need for adhesives or fasteners.

Threads

Machined brass fitting with ½"-14 (13 mm) NPSM threads.

Lens

Frosted polycarbonate lens with high tolerance for thermal expansion, stress, and abuse.

Hardware

Includes ratcheting ABS spike for 360° horizontal rotation in 10° increments. Tamper-resistant locking screw included.

Weight

4.0 lbs. (1.8 kg)

Finish

Options of natural copper/brass finish, or antiqued finish with brushed (Antique Bronze) or tumbled (Antique Tumbled) effect. Antique finishes sealed with a clear TGIC powder coat layer. Brass accent pieces (cap and reducer) remain natural (not powder coated) for Bronze, Silver, Black, and Flat White finishes.

Ambient Operating Temperature

0°F to 140°F (-18°C to 60°C)

Control

ZD or ZDC utilizes Luxor technology to zone luminaires in up to 250 groups, dim each group in 1% increments between 0 and 100%, or change to one of 30,000 colors with RGBW LEDs. Select the ZD option for zoning/dimming or ZDC for zoning/dimming/color. Standard luminaire is zoneable with ZDClink.

Sustainability

Innovation meets conservation in the design and manufacturing of our products. Where we can, we use recycled materials while maintaining superior functionality. Our LED products provide high-quality light at optimal energy efficiency, lifespan, and durability.

Wildlife-Friendly Lighting

When used with the 3LEDT Output option, this luminaire is Wildlife Lighting Certified by the Florida Fish and Wildlife Conservation Commission.

Installation Requirements

Designed for installation in the downward lighting direction only.









Warranty

5-year limited warranty

Listings



aQueen-18 ORDERING INFORMATION

Luminaire	Luxor Option	Output	Riser	Finish	
aQEN-18*	■ [default] Zone	■ 1LED 41 Lumens	■ 08R 8" (203 mm) Riser	■ CU Natural Copper	
	■ ZD Zone/Dim	■ 3LED 97 Lumens	■ 12R 12" (305 mm) Riser	■ BZ Bronze Metallic	
		■ 3LEDT** Wildlife-Friendly Amber (585-595 nm)	■ 18R 18" (457 mm) Riser	■ SV Silver	
	■ ZDC Zone/Dim/Color	■ [default] 84 Lumens	■ 24R 24" (610 mm) Riser	■ FB Black	
			■ 36R 36" (914 mm) Riser	■ FW Flat White	
				■ RL RAL Color	
				■ AB Antique Bronze	
				■ AT Antique Tumbled	

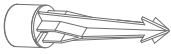



EXAMPLE LUMINAIRE CONFIGURATION: aQEN-18-ZD-1LED-8R-FB



* Ships with ProAim™ ratcheting spike

** Available with ZD Luxor option and CU, AB, or AT finishes only

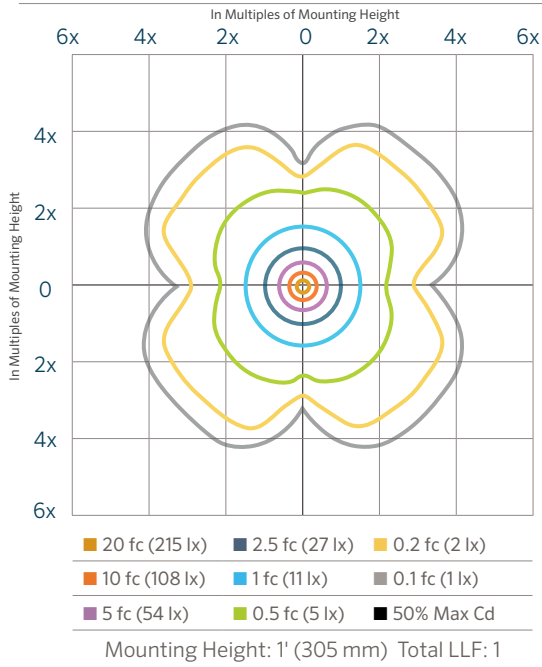
MOUNTING OPTIONS: Order Individually

Mounts	Code	
■ SUPER J-BOX 2.5" (64 mm) x 12" (305 mm)	SJ-XX*	
■ POST MOUNT 2.5" (64 mm) x 13" (330 mm)	PM-XX*	
■ GROUND MOUNT 2.7" (67 mm) Diameter	GM-XX*	
■ VERSABOX 2.2" (57 mm) x 1.5" (39 mm)	VB-050-XX*	

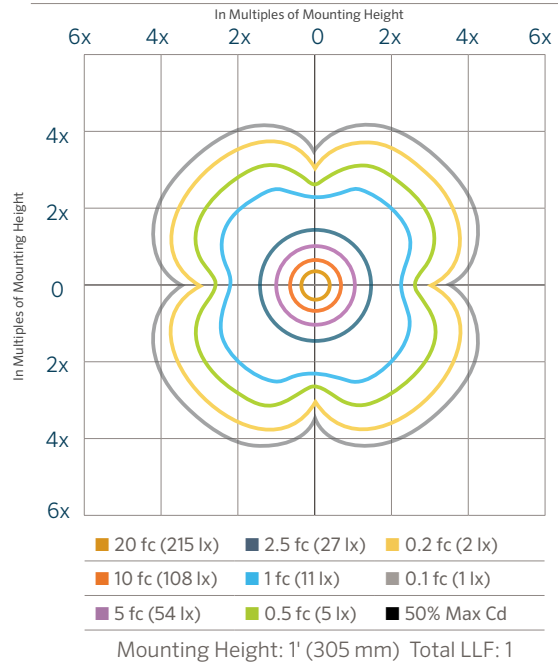
*YY = riser height in inches (6" increments between 6" and 36";
150 mm increments between 150 mm and 900 mm), XX = finish code

aQueen-18 PHOTOMETRICS

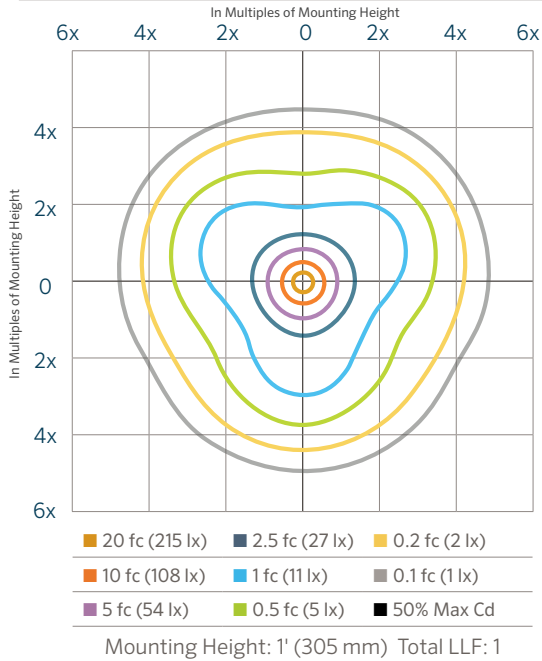
aQueen-18 1LED Isofootcandle Plot



aQueen-18 3LED Isofootcandle Plot



aQueen-18 3LEDT Isofootcandle Plot



aQueen-18 ZDC Isofootcandle Plot

